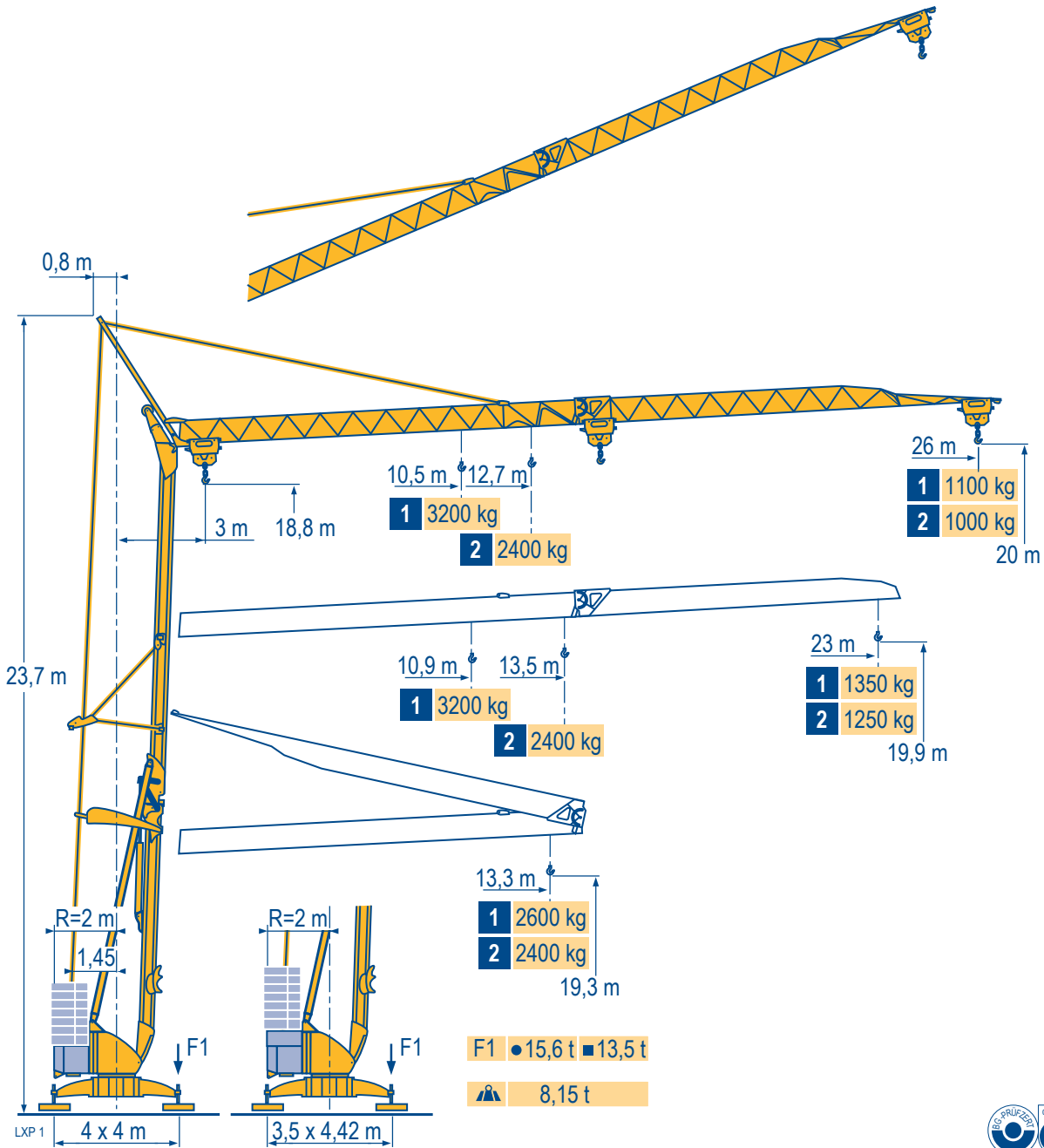



POTAIN

Igo 26



 FEM 1.001-A3

Courbes de charges
Lastkurven
Load diagrams
Curvas de cargas



1 3200 kg

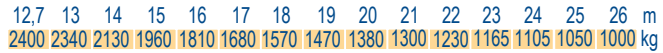
Curve di carico
Curva de cargas



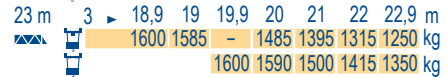
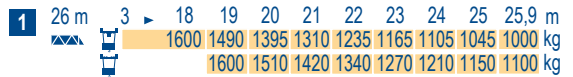
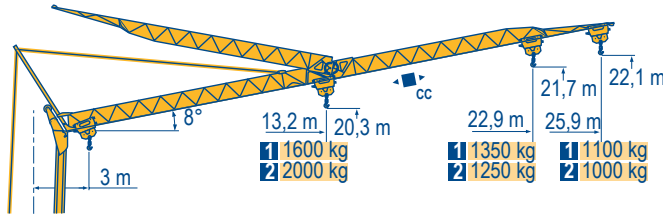
LXP 1




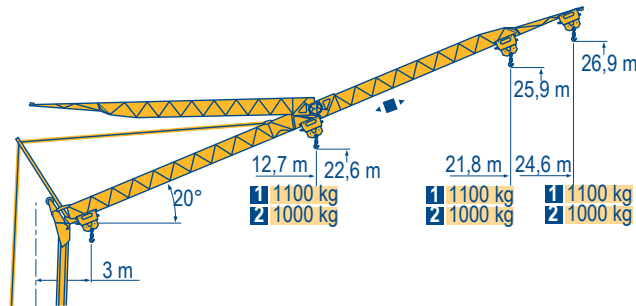
2 2400 kg



Flèche relevée
Ausleger in Steilstellung
Luffing jib
Flecha izada
Braccio impennato
Lança inclinada



LXP 1



Igo 26

POTAIN

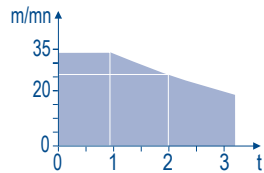
	F Chariot distributeur Chariot distributeur et courbes de charges Réactions en service Réactions hors service A vide sans lest (ni train de transport) avec flèche et hauteur maximum.		D Verfahrbare Laufkatze Verfahrbare Laufkatze und Lastkurven Reaktionskräfte in Betrieb Reaktionskräfte außer Betrieb Ohne Last, Ballast (und Transportachse), mit Maximalausleger und Maximalhöhe.		GB Traversing trolley Traversing trolley and load diagrams Reactions in service Reactions out of service Without load, ballast (or transport axes), with maximum jib and maximum height.		E Carro distribuidor Carro distribuidor y curvas de cargas Reacciones en servicio Reacciones fuera de servicio Sin carga, sin lastre, (ni tren de transporte), flecha y altura máxima.		I Carrellino distributore Carrellino distributore e curve di carico Reazioni in servizio Reazioni fuori servizio A vuoto, senza zavorra (ne assali di trasporto) con braccio massimo e altezza massima.		P Carro distribuidor Carro distribuidor e curva de cargas Reações em serviço Reações fora de serviço Sem carga (nem trem de transporte)- sem lastro com lança e altura máximas.
--	--	--	---	--	--	--	--	--	---	--	---

Mécanismes
Antriebe
Mechanisms
Mecanismos
Meccanismi
Mecanismos

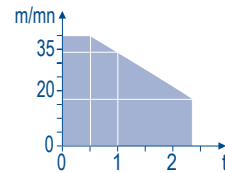
LXP 2

												ch - PS hp	kW		
	15 LVF 10 Optima	m/min	3,6	18	37	49	66						15	11	
		kg	1600	1600	1600	1100	500								
		m/min	3,6	18	37	54	66	1,8	9	19	27	33			
		kg	1600	1600	1600	1000	500	3200	3200	3200	2000	1000			
	3 DVF5	m/min	19 - 41									3	2,2		
	10 LVF 12 Optima	m/min	2	10	17	34	40						10	7,5	
		kg	2400	2400	2400	1000	500								
	2 DVF5	m/min	15 - 38 (0 → 1000 kg)				15 - 30 (1000 → 2400 kg)				2	1,5			
	RVF2	tr/min U/min rpm	0 → 0,8									2	1,5		
CEI 38						IEC 38						kVA			
400 V (+6% -10%) 50 Hz												15 LVF 10 : 20 kVA 10 LVF 12 : 14 kVA			

15 LVF 10
Optima

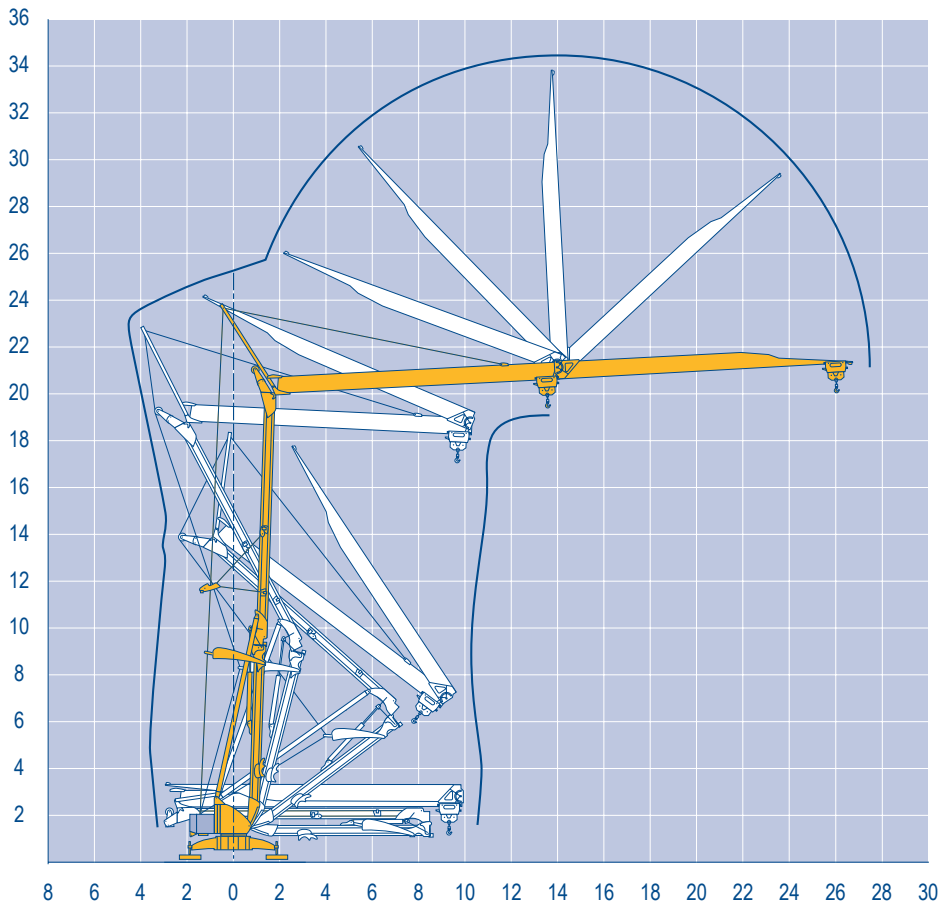


10 LVF 12
Optima



Montage
Montage
Erection
Montaje
Montaggio
Montagem

LXP 1



Igo 26

8 6 4 2 0 2 4 6 8 10 12 14 16 18 20 22 24 26 28 30

POTAIN



F
Levage
Distribution
Orientation

D
Heben
Katzfahren
Schwenken

GB
Hoisting
Trolleying
Slewing

E
Elevación
Distribución
Orientación

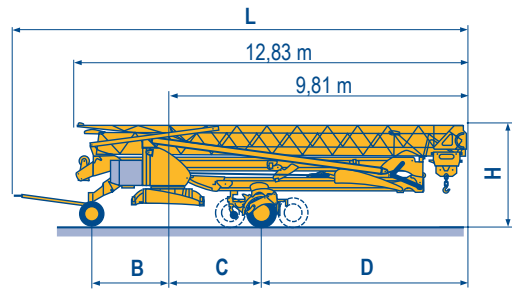
I
Sollevamento
Distribuzione
Rotazione

P
Elevação
Distribuição
Rotação

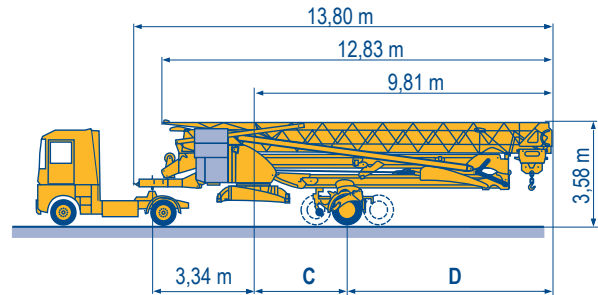
Transport
Transport
Transport
Trasporto
Transporte

LXP 2

		L (m)	B (m)	C (m)	D (m)	H (m)
DS61/S120	○					
DS61/S125	DS61/S120	14,9	2,45	3	6,81	3,05/3,2
DJ80/S120	○					
DJ80/S125	DS61/S125	14,9	2,45	3	6,81	3,05/3,2
DJ100/S120	DJ80/S120	14,9	2,45	3	6,81	3,1
DJ105/S125	DJ80/S125	14,9	2,45	3	6,81	3,1
DJ126M/S125	DJ100/S120	15,33	2,45	3	6,81	3,1/3,23
DJ126M/S125	DJ105/S125	15,33	2,45	3	6,81	3,1/3,23
DJ126M/S215M	DJ126M/S125	15,35	2,45	3	6,81	3,2
DJ126M/S215M	DJ126M/S215M	16,14	3,24	5,37	4,44	3,55



		C (m)	D (m)
SL122/J215M			
SL121/J135	SL122/J215M	5,37	4,44
SL121/S215M	SL121/J135	3	6,81
SL121/S215M	SL121/S215M	5,37	4,44



	F	D	GB	E	I	P
○	Chantier	Baustelle	Site	Obra	Cantiere	Estaleiro



Document commercial non contractuel. Pour toute information technique se référer à la notice correspondante.

Unverbindliches Vertriebsdokument. Für technische Informationen, siehe die entsprechenden Anweisungen.

This commercial document is not legally binding. For any technical information, please refer to the corresponding instructions.

Documento comercial non contractuel. Para cualquier información técnica, ver la noticia correspondiente.

Documento commerciale non vincolante, per tutte le informazioni tecniche fare riferimento al catalogo istruzioni.

Documento comercial não contratual. Para qualquer informação técnica complementar consultar as respectivas instruções.



18, rue de Charbonnières - B.R.173
69132 ECULLY Cedex - France

Tél. : +33 (0) 4 72 18 20 20
Fax. : +33 (0) 4 72 18 20 00
www.manitowoccrane.com



Americas
Tel : +1 888 479 7278
Tel : +1 717 593 2000

Europe - Middle East - Africa
Tel : +33 (0) 4 72 81 50 00
Tel : +44 (0) 191 522 2000

Asia - Pacific
Tel : +65 6264 1188
Fax : +65 6862 4040

www.manitowoccrane.com

Igo 26

Code U-91985-46_Réf. 2003 48 LXP 4

Copyright.Reproduction interdite © POTAIN 2003

Réalisation Secdoc