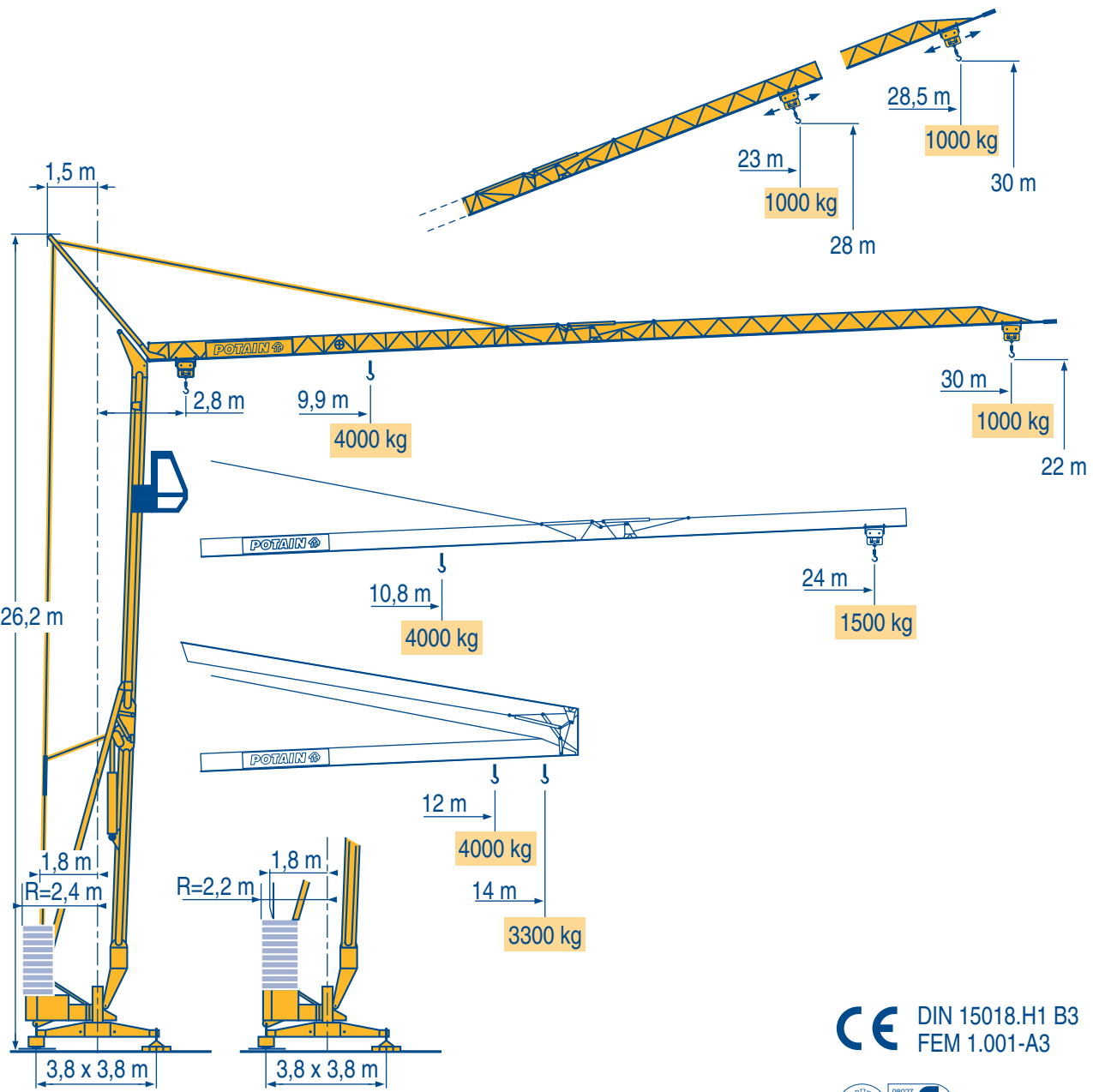


HD 32 A




- HD
- HDT
- GTMR
- CITY CRANE
- TOPKIT MD
- MR
- MAXI MD
- MAXI TOPKIT

CE DIN 15018.H1 B3
FEM 1.001-A3



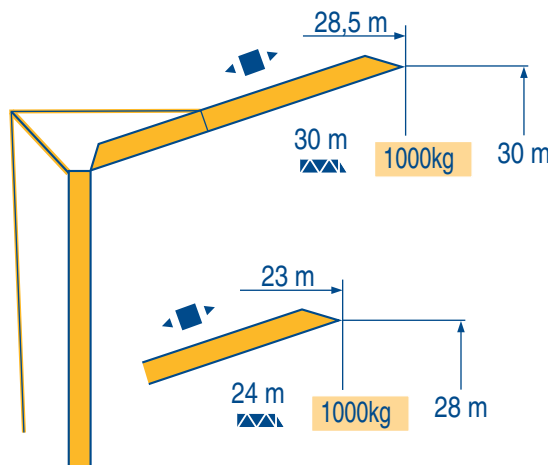
LMO 1



| | | | | | | | | | | | | | | | | | | | | | |
|------|-------|------|------|---------|------|------|------|------|------|------|------|------|------|------|------|------|------|------|------|------|---------|
| 30 m | 2,8 ▶ | 12 | 13 | 14 m | 9,9 | 10 | 11 | 12 | 13 | 14 | 15 | 16 | 17 | 18 | 19 | 20 | 22 | 24 | 26 | 28 | 30 m |
| | | 4000 | 3615 | 3300 kg | 4000 | 3960 | 3510 | 3140 | 2845 | 2595 | 2380 | 2200 | 2040 | 1900 | 1780 | 1670 | 1480 | 1330 | 1200 | 1095 | 1000 kg |

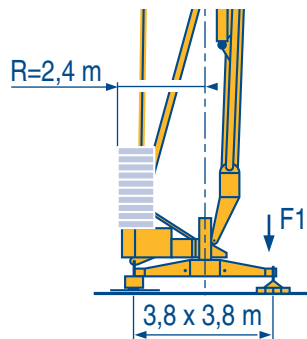
| | | | | | | | | | | | | | | | | | |
|------|-------|------|------|---------|------|------|------|------|------|------|------|------|------|------|------|------|---------|
| 24 m | 2,8 ▶ | 12 | 13 | 14 m | 10,8 | 11 | 12 | 13 | 14 | 15 | 16 | 17 | 18 | 19 | 20 | 22 | 24 m |
| | | 4000 | 3615 | 3300 kg | 4000 | 3920 | 3515 | 3180 | 2905 | 2670 | 2470 | 2290 | 2135 | 2000 | 1880 | 1670 | 1500 kg |

LMO 1

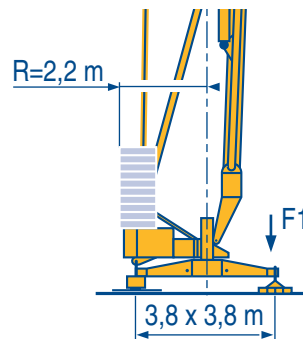


LMO 1

| | | | | |
|--|-------------------------|----------------------|----------------------------|---|
| | F Chariot distributeur | F Traversing trolley | GB Carrellino distributore | I |
| | D Verfahrbare laufkatze | D Carro distribuidor | E 变幅小车 | C |



F1 ● 19,7 t ■ 14,4 t
▲ 11,4 t



F1 ● 20,4 t ■ 15 t
▲ 11,4 t

LMO 1

● Réactions en service
■ Réactions hors service
▲ A vide sans lest ni train de transport avec flèche et hauteur maximum

● Reactions in service
■ Reactions out of service
▲ Without load, ballast or transport axes, with maximum jib and maximum height.

● Reazioni in servizio
■ Reazioni fuori servizio
▲ A vuoto, senza zavorra ne assali di trasporto con braccio massimo e altezza massima

● Reaktionskräfte in Betrieb
■ Reaktionskräfte außer Betrieb
▲ Ohne Last, Ballast und Transportachse, mit Maximalausleger und Maximalhöhe.

● Reacciones en servicio
■ Reacciones fuera de servicio
▲ Sin carga, sin lastre, ni tren de transporte, flecha y altura máxima.

● 工作状态下的反应
■ 非工作状态下的反应
▲ 空载无压重也无运输车有吊臂和最大高度

Mécanismes
Antriebe

Mechanisms
Mecanismos

Meccanismi
机构

| | | | | | | | | ch - PS hp | kW | |
|--|-----------|---------------------|---------|------|------|------|------|---------------|---------|-------|
| | | | | | | | | | | |
| | 15 RPC 10 | m/min | 9 | 27 | 54 | 4,5 | 13,5 | 27 | 15 | 11 |
| | | kg | 2000 | 2000 | 1000 | 4000 | 4000 | 2000 | | |
| | 3 D2 V5/2 | m/min | 21 - 42 | | | | | | 2,7 | 2 |
| | RCV 20 | tr/min U/min rpm | 0 → 1 | | | | | | 3 | 2,2 |
| | TVD 121 | m/min | 25 | | | | | | 2 x 1,4 | 2 x 1 |

| | | | |
|------------------------|--------|------------|-----------------|
| CEI 38 | IEC 38 | kVA | |
| 400 V (+6% -10%) 50 Hz | | 20 kVA | 84/534 - 87/405 |

LMO 1

● Levage
■ Distribution
● Orientation
● Translation
▲ Conforme aux directives CEE 84/534 et 87/405 sur le niveau acoustique

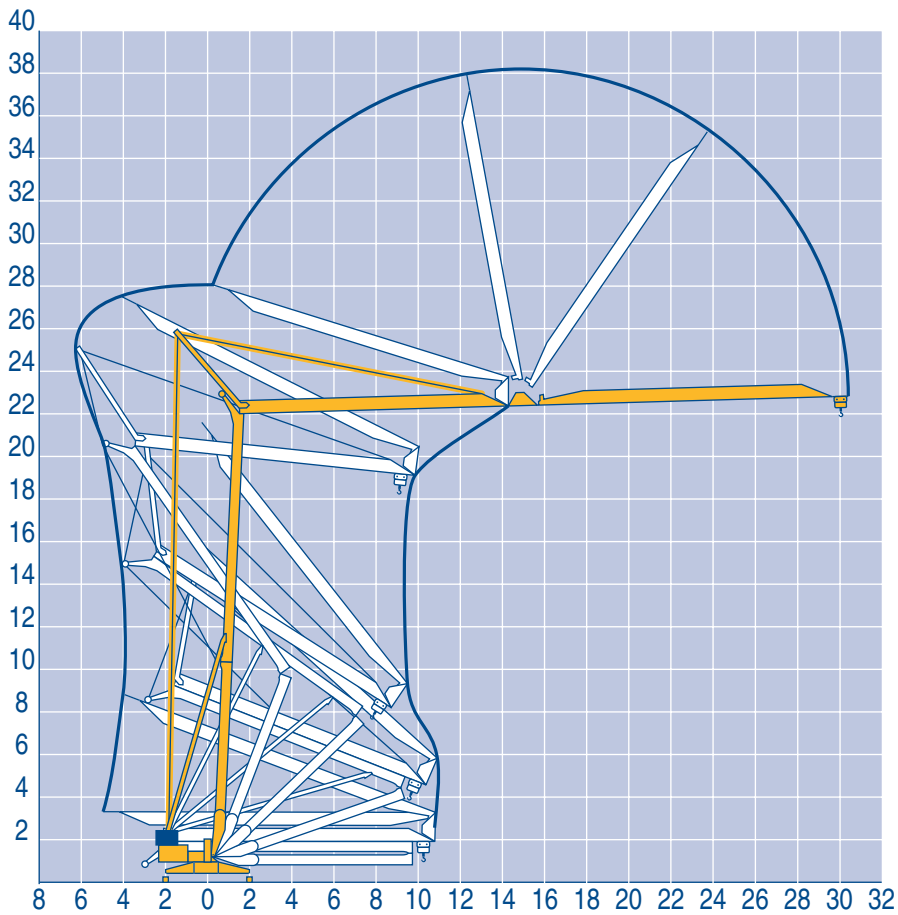
● Hoisting
■ Trolleying
● Slewing
● Travelling
▲ In compliance with the EEC 84/534 and 87/405 Instructions on noise level

● Sollevamento
■ Distribuzione
● Rotazione
● Traslazione
▲ Conforme alle direttive CEE 84/534 e 87/405 sul livello acustico

● Heben
■ Katzfahren
● Schwenken
● Kranfahren
▲ Gemäss EWG-Richtlinien 84/534 und 87/405 für den Schall-Leistungspegel

● Elevación
■ Distribución
● Orientación
● Traslación
▲ Conforme con las directivas CEE 84/534 y 87/405 sobre el nivel acustico

● 起升
■ 变幅
● 回转
● 行走
▲ 符合 CEE 84/534 - CEE 87/405 声晌度规定

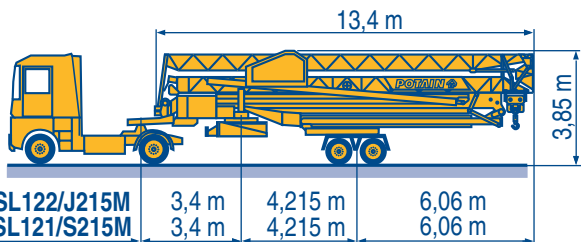


Transport
Transport

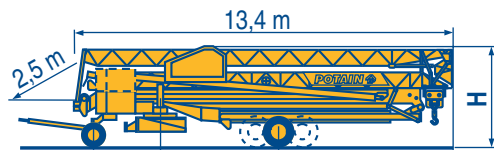
F Transport
D Transporte

GB Trasporto
E 运输

I
C



| | | | |
|-------------|-------|---------|--------|
| SL122/J215M | 3,4 m | 4,215 m | 6,06 m |
| SL121/S215M | 3,4 m | 4,215 m | 6,06 m |



| | | | | |
|--------------|-------|---------|--------|-------------|
| DS60/S105 | 2,4 m | 4,1 m | 6,17 m | 3,30/3,45 m |
| DS80/J100 | 2,5 m | 4,1 m | 6,17 m | 3,30/3,45 m |
| DJ126M/S105 | 2,5 m | 4,1 m | 6,17 m | 3,45 m |
| DJ126M/S215M | 3,3 m | 4,215 m | 6,06 m | 3,9 m |
| CJ125M/J215M | 3,3 m | 4,215 m | 6,06 m | 3,9 m |

SL122/J215M

SL121/S215M

CJ125M/J215M

DJ126M/S215M

DJ126M/S105

DS60/S105

DS80/J100 ○

○ Chantier

F Site

GB Cantiere

I

○ Baustelle

D Obra

E 工地运输

C



18.Rue de Charbonnières, B.P. 173-F
69132 ECULLY Cedex
Tél. (33)04.72.20.20.20
Fax (33)04.72.20.20.00
http://www.potain.fr
E-mail : mkt@potain.fr

HD 32 A

Copyright.Reproduction interdite © POTAIN 1997

Deutschland
POTAIN GmbH Tel : 06.105.704.0
Italia
POTAIN S.p.A. Tel : 039.65.631
China
Zhangjiagang POTAIN Tel : 520. 877.1451