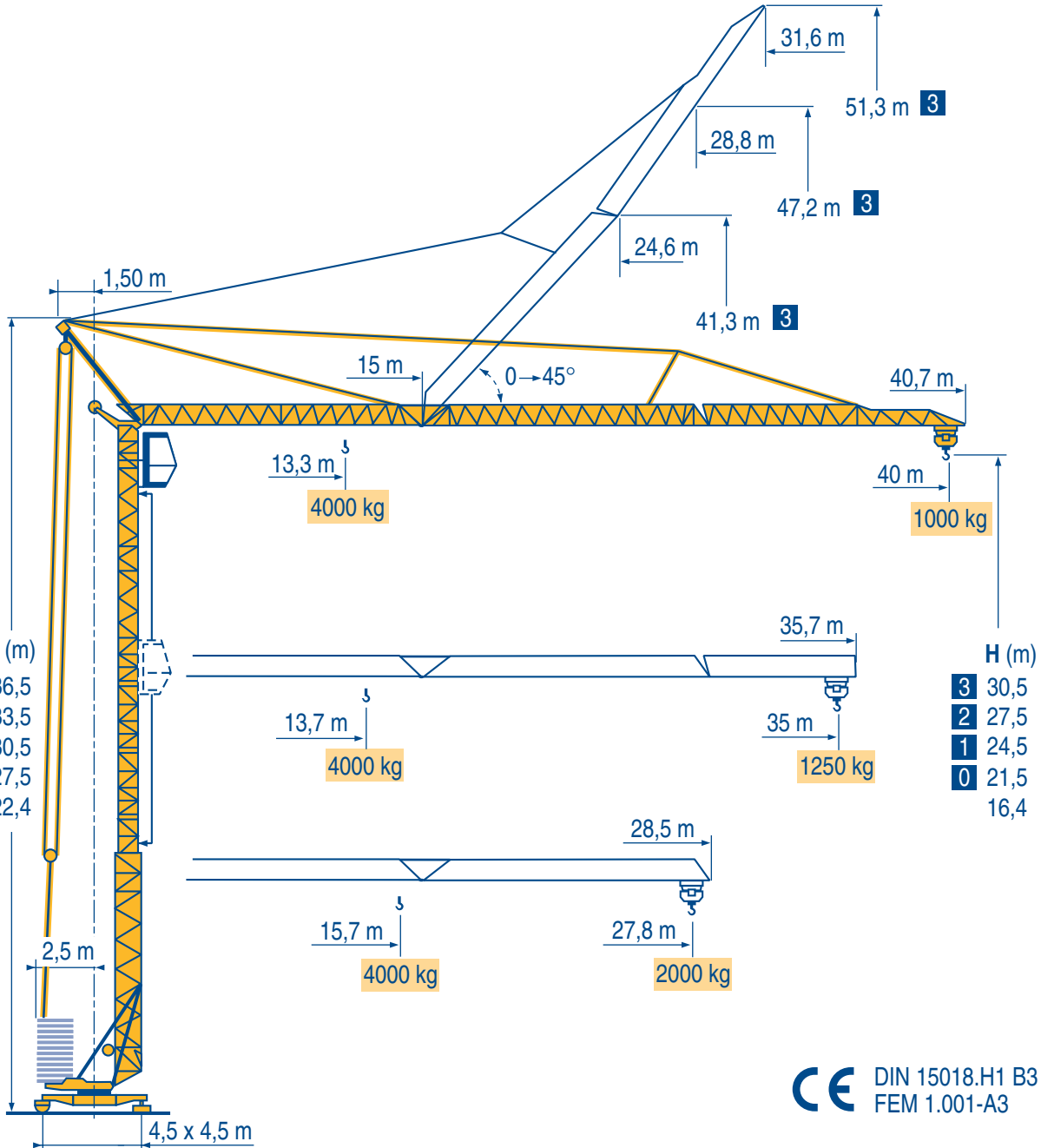


GTMR 336 A



HD



HDT



GTMR



CITY CRANE



TOPKIT MD



MR



MAXI MD



MAXI TOPKIT



CE DIN 15018.H1 B3
FEM 1.001-A3

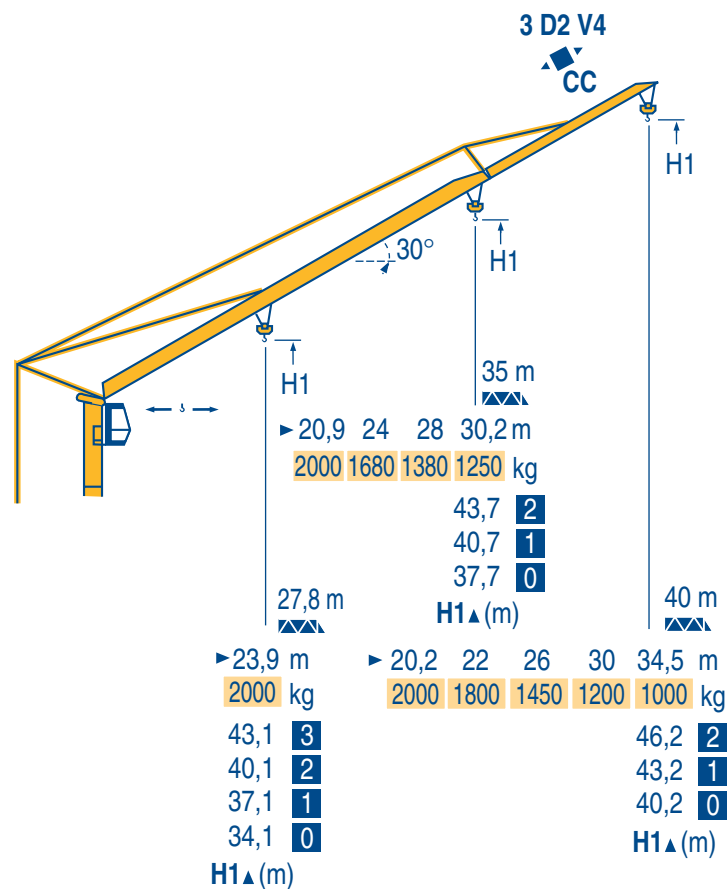
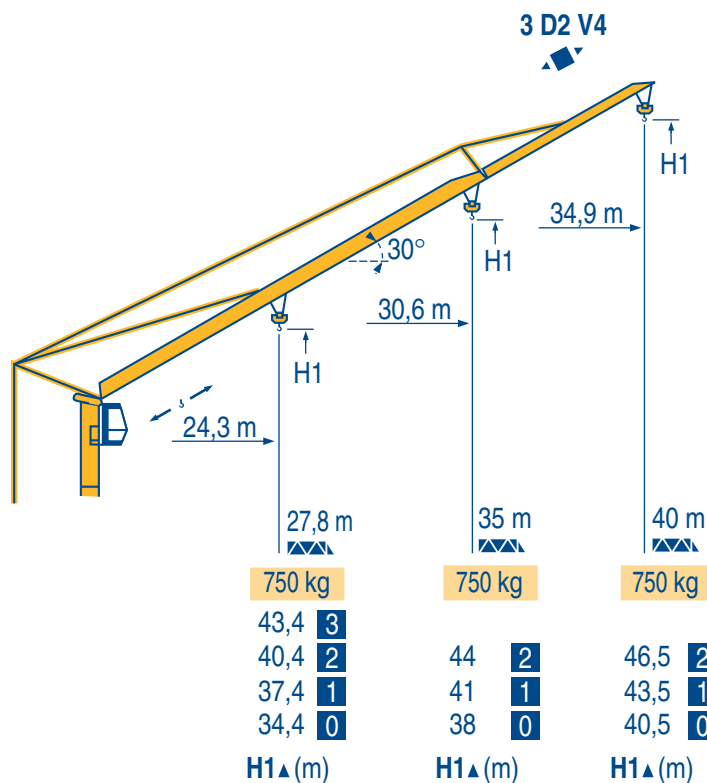


40 m	3 ▶	13,3	14	16	18	20	22	24	26	28	30	32	34	36	38	40	m
▲▲		4000	3740	3170	2740	2400	2140	1920	1740	1580	1450	1340	1240	1150	1070	1000	kg

35 m	3 ▶	13,7	14	16	18	20	22	24	26	28	30	32	34	35	m
▲▲		4000	3910	3310	2870	2520	2240	2010	1820	1660	1520	1400	1300	1250	kg

27,8 m	3 ▶	15,7	18	20	22	24	26	27,8	m
▲▲		4000	3390	2980	2660	2390	2170	2000	kg

LMR 1



LMR 1

Chariot distributeur
Chariot distributeur
et courbes de charges

Traversing trolley
Traversing trolley
and load diagrams

Carrellino distributore
Carrellino distributore
e curve di carico

Verfahrbare laufkatze
Verfahrbare laufkatze
und lastkurven

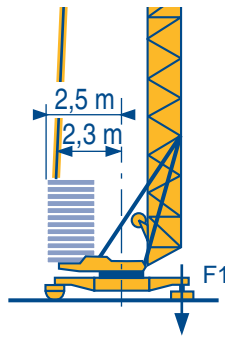
Carro distribuidor
Carro distribuidor
y curvas de cargas

变幅小车
变副滑车和
负荷曲线

Réactions
Eckdrücke

Reactions
Reacciones

Reazioni
反力



F1 ● 25 t ■ 22t

15 t

LMR 1

● Réactions en service ■ Réactions hors service ▲ A vide sans lest ni train de transport avec flèche et hauteur maximum	F	Reactions in service Reactions out of service Without load, ballast or transport axles, with maximum jib and maximum height.	GB	Reazioni in servizio Reazioni fuori servizio A vuoto, senza zavorra ne assali di trasporto con braccio massimo e altezza massima	I
● Reaktionskräfte in Betrieb ■ Reaktionskräfte außer Betrieb ▲ Ohne Last, Ballast und Transportachse, mit Maximalausleger und Maximalhöhe.	D	Reacciones en servicio Reacciones fuera de servicio Sin carga, sin lastre, ni tren de transporte, flecha y altura máxima.	E	工作状态下的反应 非工作状态下的反应 空载无压重也无运输车 有吊臂和最大高度	C

Mécanismes
Antriebe

Mechanisms
Mecanismos

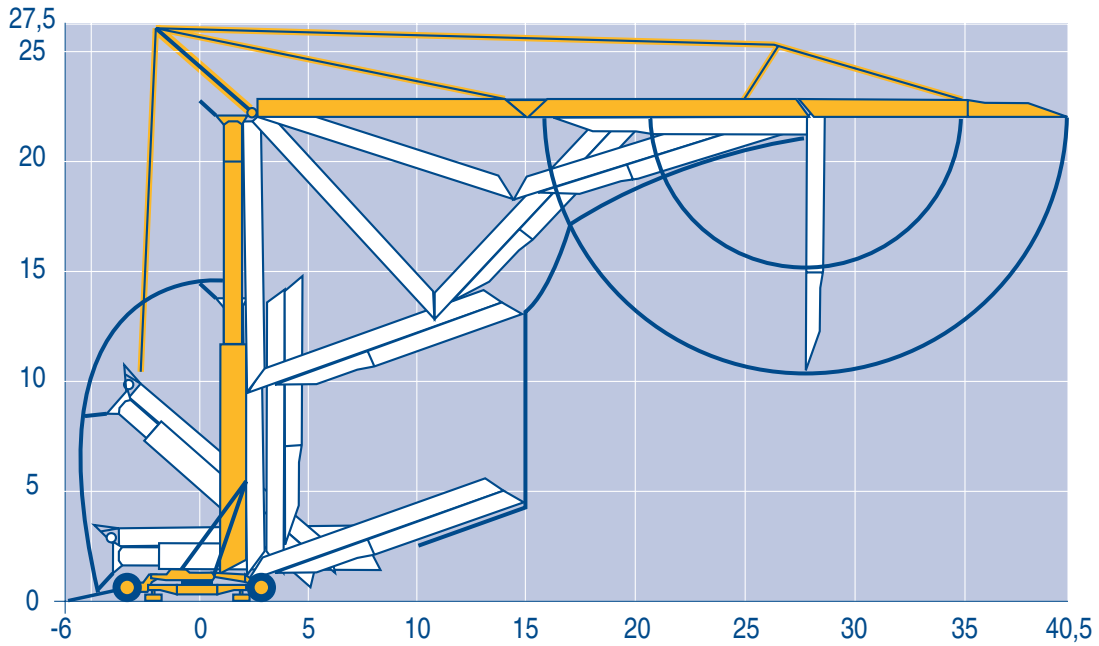
Meccanismi
机构

								ch - PS hp	kW	
▲	20 TDPC 10	m/min	8	25	50	4	12,5	25	20	15
		kg	2000	2000	1300	4000	4000	2600		
▲	20 LVF 10	m/min	5	25	50	2,5	12,5	25	20	15
		kg	2000	2000	1300	4000	4000	2600		
◀ ▶	3 D2 V4	m/min	22 - 44						4	3
⊙	RCV 32	tr/min U/min rpm	0 → 0,8						4	3
 R ≥ 8 m	TVD 122	m/min	25						2 x 2	2 x 1,5
	TB 122	m/min	25						2 x 2	2 x 1,5

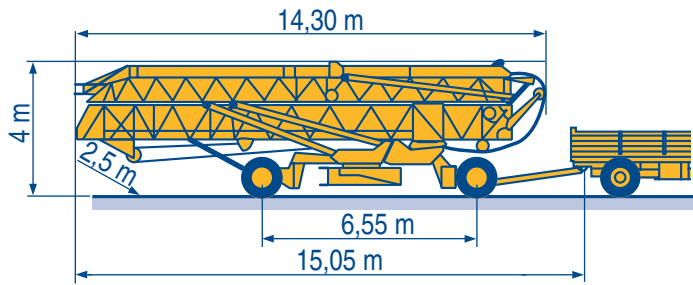
CEI 38	IEC 38	kVA	
400 V (+6% -10%) 50 Hz		25 kVA	84/534 - 87/405

LMR 1

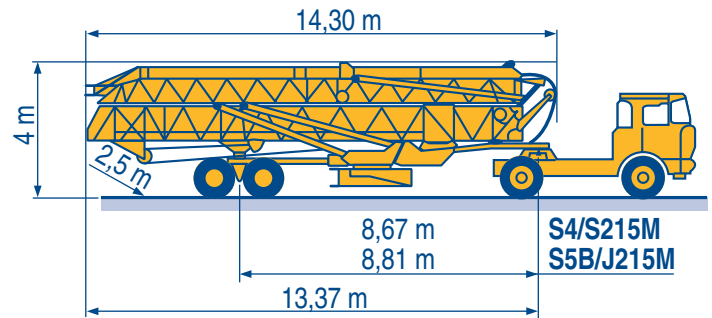
▲ ◀ ▶ ⊙ ●	Levage Distribution Orientation Translation Conforme aux directives CEE 84/534 et 87/405 sur le niveau acoustique	F	Hoisting Trolleying Slewing Travelling In compliance with the EEC 84/534 and 87/405 Instructions on noise level	GB	Sollevamento Distribuzione Rotazione Traslazione Conforme alle direttive CEE 84/534 e 87/405 sul livello acustico	I
▲ ◀ ▶ ⊙ ●	Heben Katzfahren Schwenken Kranfahren Gemäss EWG-Richtlinien 84/534 und 87/405 für den Schall-Leistungspegel	D	Elevación Distribución Orientación Traslación Conforme con las directivas CEE 84/534 y 87/405 sobre el nivel acustico	E	起升 变幅 回转 行走 符合 CEE 84/534 - CEE 87/405 声响度规定	C



LMR 1



15A/25A



S4/S215M
S5B/J215M

DJ126M/S215M

CJ125M/J215M

S4/S215M

S5B/J215M

LMR 1